



Engineered to elevate **efficiency and comfort** ...
... to the **next level!**



- Sleep Mode
- Drip Prevention
- Freeze Prevention
- Hidden Led Display
- Auto Diagnosis
- Inner-grooved Copper Tube
- 24 Hour ON or OFF Timer
- Strong Dehumidification
- Turbo
- Cold Plasma
- Healthy Negative Ion
- Active Charcoal Filter
- Auto Restart
- WiFi
- Auto Clean Gold Fin



Easy Installation



- ACCESSORIES INCLUDED**
- 3 Meter Copper Pipe Kit
 - Inter-connecting Cable Kit
 - Installation Manual
 - Plastic cover for valves
 - LCD Wireless Remote Control


Factory installed- IAWH-CWF01 Kit allows users to take full control of their unit with smart phone

INVERTER



Gold Fin Indoor Unit

MODEL NO.	IEWH	00913A -CWJ026LCI	01213A -CWJ035LCI	01813A -CWJ053LCI	02413A -CWJ070LCI
Cooling Capacity BTU/h (kW)	Nominal	9,000 (2.7)	12,000 (3.5)	18,000 (5.3)	24,000 (7.0)
	Minimum	2250 (0.7)	2250 (0.7)	5,500 (1.6)	3,800 (1.1)
	Maximum	10,000 (2.9)	13,000 (3.8)	18,500 (5.4)	25,000 (7.3)
Efficiency	SEER	19.0			
Refrigerant Control		EXV @ Outdoor Unit			
Fan	Type	Cross-Flow Fan			
	Speed	4			
	Air Flow CFM (m ³ /hr) - Hi	294 (500)	324 (551)	500 (850)	706 (1200)
	Noise Level (dba) Hi/Lo	40/34	42/36	45/35	49/37
	Motor Input (W)	20	20	40	50
Coil Type:		Grooved Copper Tubes - Gold Fin			
Air Filter		Anti-Bacterial Carbon Filter			
Electrical	Voltage	220-240V - 1Ph @ 50Hz			
	Range	min 187-max 253			
	FLA	0,09	0,09	0,18	0,23
Controls		Remote Controller & Ceto Controller (Optional)			
Refrigerant Connections inches (mm)		See Outdoor Unit Data			
Drain Connections inches (mm)		3/4 (19.6)			
Dimensions inches (mm)	Height	10 3/4 (270)	8 (200)	8 3/4 (220)	12 1/2 (320)
	Width	28 1/2 (720)	31 1/4 (790)	35 1/2 (900)	40 1/2 (1025)
	Depth	7 3/4 (196)	10 3/4 (270)	15 1/2 (291)	9 1/2 (235)
Net Weight	lbs (kgs)	15 (7)	15 (7)	22 (10)	27.5 (12.5)



Gold Fin Outdoor Unit

MODEL NO.	ICHH	00913A -CTJ026GF	01213A -CTJ035GF	01813A -CTJ053GF	02413A -CSJ070GF
Compressor Type		Rotary			
Outdoor Fan	No of Fans	1	1	1	1
	Noise Level (dba)	50	52	53	57
Coil Type:		Grooved Copper Tubes - Gold Fin			
Electrical	Voltage	220-240V - 1Ph @ 50Hz			
	Range (min-max)	min 187-max 253			
	Compressor (RLA)	4.3	5.8	8,6	11,5
	Cooling Pwr. Input Nom. (W)	940	1250	1880	2500
	Min. Circuit Amps (MCA)	11,0	12,0	15,3	20,5
	Max Fuse Amps (MOCP)	15	20	25	35
Refrigerant R410A (oz./kgs.)		17.6 / 0.5	17.6 / 0.5	29.9 / 0.85	53.8 / 1.53
Refrigerant Connections inches (mm)	Type	Flare			
	Liquid	1/4 (6.35)	1/4 (6.35)	1/4 (6.35)	1/4 (6.35)
	Suction	3/8 (9.53)	3/8 (9.53)	1/2 (12.7)	5/8 (15.9)
Max Pipe Distance ft. (m)	Height	16 (5)	23 (7)	23 (7)	26 (8)
	Length	30 (9)	40 (12)	40 (12)	50 (15)
Dimensions inches (mm)	Height	21 (530)	21 (530)	22 (560)	25 (635)
	Width	26 (660)	26 (660)	31 3/4 (780)	32 1/4 (820)
	Depth	10 (250)	10 (250)	10 3/4 (270)	12 1/2 (310)
Net Weight	lbs (kgs)	49.5 (22.5)	49.5 (22.5)	61.6 (28)	81.4 (37)

GOLD FIN

Anti-Corrosive Gold Fin at condenser protects the air conditioner from oxidation and It Increases the longevity of the air conditioning unit.

Self-Cleaning Gold Fin at evaporator improves dehumidification and enhances the efficiency of air conditioning system.



Notes

- Nominal capacities are based on ARI standards 210/240-89, air entering the indoor coil operating at high fan speed for 220V-230V setting. Cooling: 80/67° F (27/19° C) DB/WB indoor & 95° F (35° C) outdoor ambient temperature.
- Rating are based on indoor and outdoor connected by 25ft (7.5m) of tubing. 3. Refrigerant metering device is installed at the outdoor unit as standard. 4. Flare fittings are provided for connecting indoor and outdoor units.
- Insulation of both liquid and suction line is required. 6. Outdoor units are shipped with full operating charge. 7. For details of model number nomenclature, please refer to publication OMGNM-1220.