

OMEGA Mini Cassette VRF Indoor Unit

SUBMITTAL DATA


220-240V/1/50Hz

Job: _____
Location: _____
Schedule: _____
System Designation: _____

Engineer: _____
Architect: _____
Date: _____
For: Reference Approval Review Construction

FEATURES

- Build in Drain Pump
- Auto Restart
- Water Overflow Protection
- Washable Filter
- High-Efficiency DC Motor
- 4 Way Air Flow



1. Specifications

Table 1.1: BECM005(08, 10) specifications

Model			BECM005Q3A-DWM015	BECM008Q3A-DWM022	BECM010Q3A-DWM028
Power supply			1 phase, 220-240V, 50Hz		
Cooling ¹	Capacity	kBtu/h	5	7	9
	Input	W	36	50	50
Heating ²	Capacity	kBtu/h	5	8	10
	Input	W	36	50	50
Indoor fan motor	Type		AC motor		
	Quantity		1		
Indoor coil	Number of rows		1		
	Tube pitch × row pitch	mm	21×13.37		
	Fin spacing	mm	1.3		
	Fin type		Hydrophilic aluminum		
	Diameter & type	mm	Φ7, inner-groove		
	Dimensions (L×H×W)	mm	1310×210×13.37		
	Number of circuits		1	2	2
Air flow rate (H/M/L)		m ³ /h	400/283/208	414/313/238	414/313/238
Sound pressure level (H/M/L) ³		dB(A)	35/33/23	36/33/23	36/33/23
Indoor unit	Dimensions ⁴ (W×H×D)	mm	570×260×630		
	Packing (W×H×D)	mm	675×285×675		
	Net/Gross weight	kg	17/20	17/20	17/20
Panel	Dimensions (W×H×D)	mm	647×50×647		
	Packing(W×H×D)	mm	715×123×715		
	Net/Gross weight	kg	2.5/4.5		
Refrigerant type			R410A		
Pipe connections	Liquids pipe	mm	Φ6.35		
	Gas pipe	mm	Φ12.7		
	Drain pipe	mm	OD Φ25		

Notes:

1. Indoor temperature 27°C DB, 19°C WB; outdoor temperature 35°C DB; equivalent refrigerant piping length 7.5m with zero level difference.
2. Indoor temperature 20°C DB; outdoor temperature 7°C DB, 6°C WB; equivalent refrigerant piping length 7.5m with zero level difference.
3. Sound pressure level is measured 1.4m below the unit in a semi-anechoic chamber.
4. Unit body dimensions given are the largest external dimensions of the unit, including hanger attachments.

Model			BECM012Q3A-DWM036	BECM015Q3A-DWM045
Power supply			1 phase, 220-240V, 50Hz	
Cooling ¹	Capacity	kBtu/h	12	15
	Input	W	56	56
Heating ²	Capacity	kBtu/h	13	17
	Input	W	56	56
Indoor fan motor	Type		AC motor	
	Quantity		1	
Indoor coil	Number of rows		2	2
	Tube pitch × row pitch	mm	21×13.37	
	Fin spacing	mm	1.3	
	Fin type		Hydrophilic aluminum	
	Diameter & type	mm	Φ7, inner-groove	
	Dimensions (L×H×W)	mm	1310×210×26.74	
	Number of circuits		4	
Air flow rate (H/M/L)		m ³ /h	521/409/314	521/409/314
Sound pressure level (H/M/L) ³		dB(A)	42/36/29	42/36/29
Indoor unit	Dimensions ⁴ (W×H×D)	mm	570×260×630	
	Packing (W×H×D)	mm	675×285×675	
	Net/Gross weight	kg	18.5/21.5	
Panel	Dimensions (W×H×D)	mm	647×50×647	
	Packing(W×H×D)	mm	715×123×715	
	Net/Gross weight	kg	2.5/4.5	
Refrigerant type			R410A	
Pipe connections	Liquids pipe	mm	Φ6.35	
	Gas pipe	mm	Φ12.7	
	Drain pipe	mm	OD Φ25	

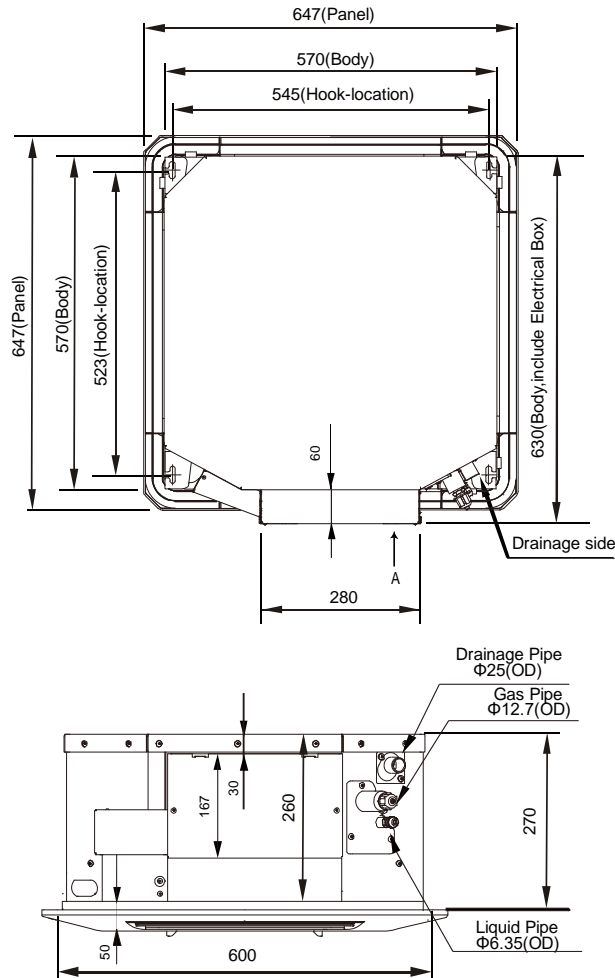
Notes:

1. Indoor temperature 27°C DB, 19°C WB; outdoor temperature 35°C DB; equivalent refrigerant piping length 7.5m with zero level difference.
2. Indoor temperature 20°C DB; outdoor temperature 7°C DB, 6°C WB; equivalent refrigerant piping length 7.5m with zero level difference.
3. Sound pressure level is measured 1.4m below the unit in a semi-anechoic chamber.
4. Unit body dimensions given are the largest external dimensions of the unit, including hanger attachments.

2-DIMENSIONAL DRAWINGS - (MM)

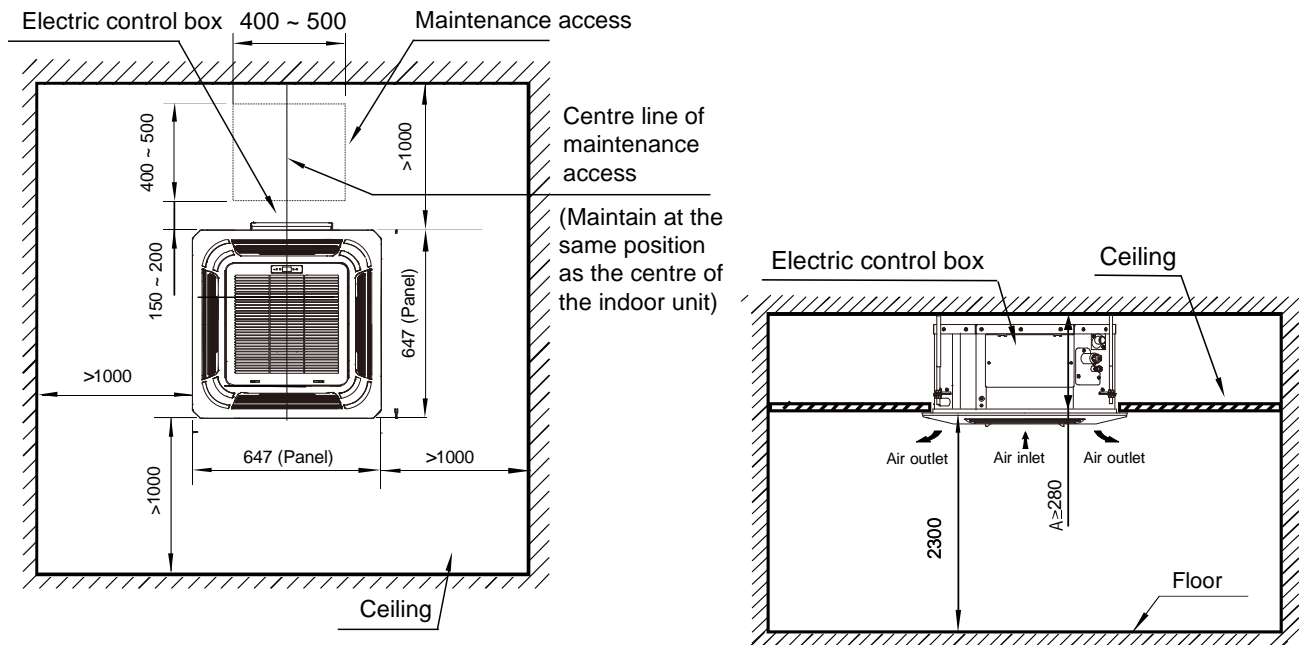
- ECM From Kbtu to 15.4Kbtu

Figure 1: Compact Four-way Cassette dimensions (unit: mm)



2.2 Space Requirements

Figure 3.1: Compact Four-way Cassette space requirements (unit: mm)



2-Electrical Characteristics

Table 7.1: Compact Four-way Cassette electrical characteristics

Model name	Power supply						Indoor fan motors	
	Hz	Volts	Min. volts	Max. volts	MCA	MFA	Rated motor output (kW)	FLA
BECM005Q3A-DWM015	50	220-240	198	264	0.2	15	0.05	0.16
BECM008Q3A-DWM022	50	220-240	198	264	0.2	15	0.05	0.16
BECM010Q3A-DWM028	50	220-240	198	264	0.2	15	0.05	0.16
BECM012Q3A-DWM036	50	220-240	198	264	0.3	15	0.056	0.24
BECM015Q3A-DWM045	50	220-240	198	264	0.3	15	0.056	0.24

Abbreviations:

MCA: Minimum Circuit Amps

MFA: Maximum Fuse Amps

FLA: Full Load Amps